

Lesson 7.1 Scale Diagrams and Enlargements

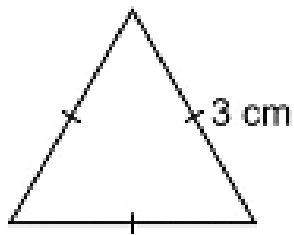
1. The actual length of a needle is 6 cm. The length of the needle on a scale diagram is 9 cm. What is the scale factor of the diagram?

2) Determine the unknown

	Diameter of original circle	Scale factor	Diameter of scale diagram
a)	8 cm	6	
b)	40 mm		150 mm
c)	3.5 cm	5.8	
d)		20.5	369 m

3. Calculate the dimensions enlargement of an equilateral triangle with side length 3 cm.

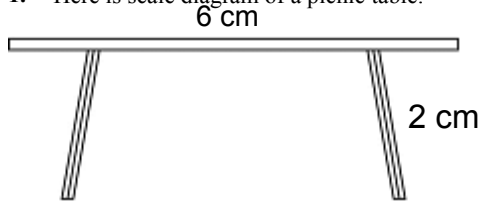
Use a scale factor of .



4.) The dimensions of a photo of a mountain bike are 15 cm by 12 cm. An enlargement is to be made for a poster with dimensions 4.0 m by 3.2 m. What is the scale factor of the poster to the nearest tenth?

Lesson 7.2 Scale Diagrams and Reductions

1. Here is scale diagram of a picnic table.



The actual length of the picnic table is 180 cm with legs 60 cm.
What is the scale factor for this diagram?

2. A rectangular playground has dimensions 24 m by 16 m.
Calculate the dimensions of the scale diagram of this playground with a scale factor of $\frac{1}{200}$

3) A reduction of each object is to be drawn with the given scale factor. Determine the corresponding length in centimeters on the scale diagram.

- a) Fishing rod length 280 cm, scale factor $\frac{1}{50}$

- b) Boogie board length 1.5 m, scale factor 0.05

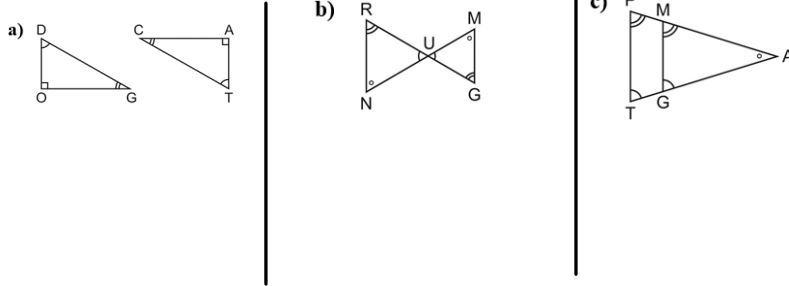
- c) Jogging route 10 km, scale factor 0.000 02

4. The scale diagram below has a scale factor of 0.25.
What are the dimensions of the actual rectangle?



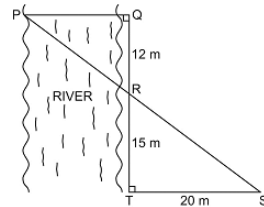
Lesson 7.4 Similar Triangles

1. Identify the similar triangles in the following diagrams. Equal angles are marked on the diagrams. Write the ratios of the sides



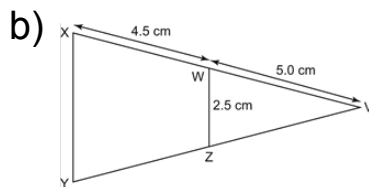
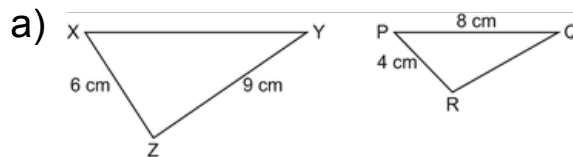
2) A person who is 1.9 m tall has a shadow that is 1.5 m long. At the same time, a flagpole has a shadow that is 8 m long. Determine the height of the flagpole to the nearest tenth of a meter. Draw a diagram.

3) A surveyor wants to determine the width of a river. She measures distances and angles on land, and sketches this diagram. What is the width of the river, PQ?



3. A surveyor wants to determine the width of a river. She measures distances and angles on land, and sketches this diagram. What is the width of the river, PQ?

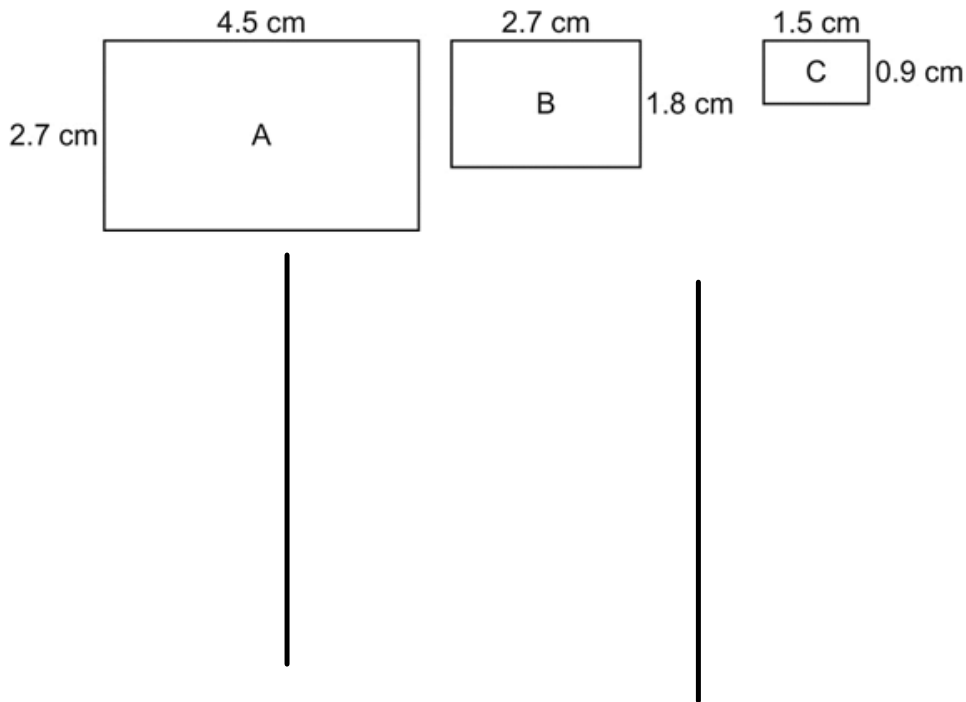
4. Determine the length of XY in each pair of similar triangles
Remember you get points for setting up the ratio of sides



Lesson 7.3 Similar Polygons

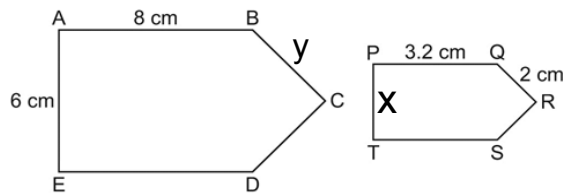
1. Which rectangles are similar? Give reasons for your answer.

Remember you get points for setting up ratio of sides



2) These polygons are similar. Determine each length.

a) PT (x) b) BC (y)

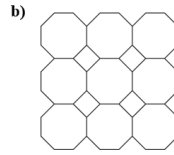
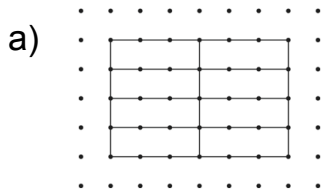


3) Which statements are true? Justify your answers.

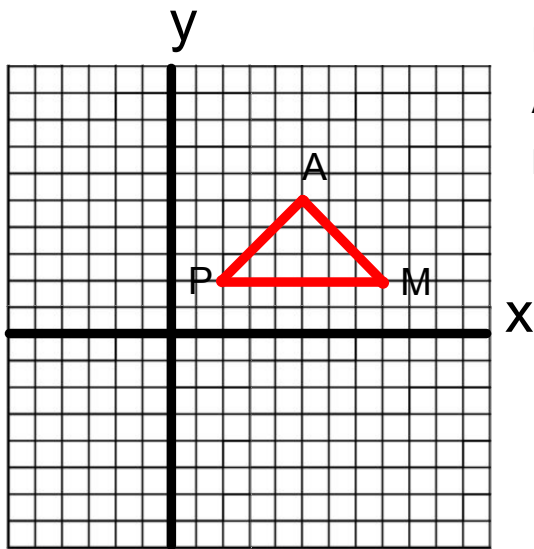
- a) All regular octagons are similar.
- b) All quadrilaterals are similar.
- c) All circles are similar.
- d) All pentagons are similar.

Lesson 7.5 Reflections and Line Symmetry

1. Draw in the lines of symmetry in each design.



2. Draw the image of $\triangle PAM$ after each reflection below.
Write the coordinates of the larger shape formed by $\triangle PAM$ and its reflection images.
Draw the lines of symmetry of the larger shape.



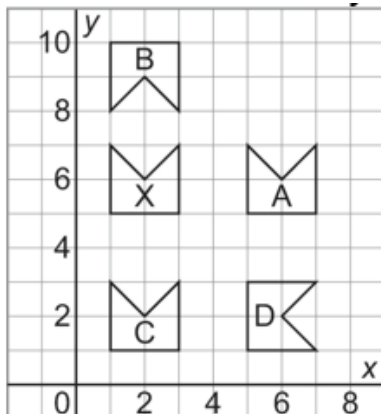
P ()
A ()
M ()

a) Reflect $\triangle PAM$ in the horizontal line passing through 2 on the y -axis. (Blue)
P' ()
A' ()
M' ()

b) Reflect $\triangle PAM$ in the vertical line passing through 5 on the x -axis. (Red)
P' ()
A' ()
M' ()

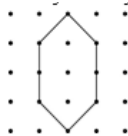

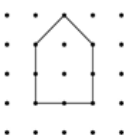
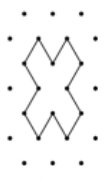
c) Reflect $\triangle PAM$ in the oblique line passing through the points (2, 2) and (5, 5). (Yellow)
P' ()
A' ()
M' ()

3. Identify the shapes that are related to the shape X by a line of reflection. Describe the line of symmetry in each case.



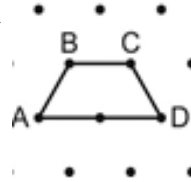
Lesson 7.6 Reflections and Line Symmetry

1. Which polygons have rotational symmetry? State the order of rotation and the angle of rotation symmetry for each.

<p>a) </p> <p>order of rotation=</p> <p>Angle of rotation=</p>	<p>b) </p> <p>order of rotation=</p> <p>Angle of rotation=</p>	<p>c) </p> <p>order of rotation=</p> <p>Angle of rotation=</p>	<p>d) </p> <p>order of rotation=</p> <p>Angle of rotation=</p>
---	---	--	---

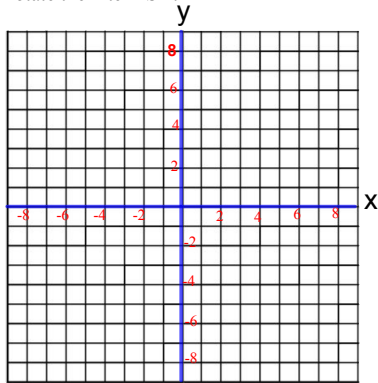
2) Draw the rotation image for each rotation of quadrilateral ABCD. Rotate quadrilateral ABCD clockwise about vertex D by:

- a) 90° b) 180° c) 270°
 Blue Red Yellow



- 3) What is the order of rotation and the angle of rotation symmetry, if any, for:
- | | |
|---------------------------------|-----------------------------------|
| a) an equilateral triangle | b) a regular polygon with 9 sides |
| c) a kite that is not a rhombus | d) the plus sign + |

4) Plot the kite FISH on a coordinate grid. The vertices of FISH are F(3, 4), I(5, 2), S(3, 1), H(1, 2). Rotate the kite FISH:



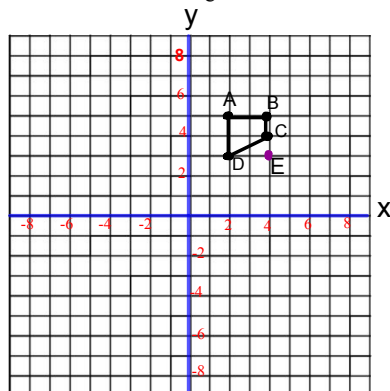
- a) 90° clockwise about vertex F (Blue)
 b) 180° about vertex F (Red)
 c) 270° clockwise about vertex F (yellow)

Look at the shape formed by the kite and its rotation images.

Write the coordinates of this shape.

Describe any rotational symmetry in this shape.

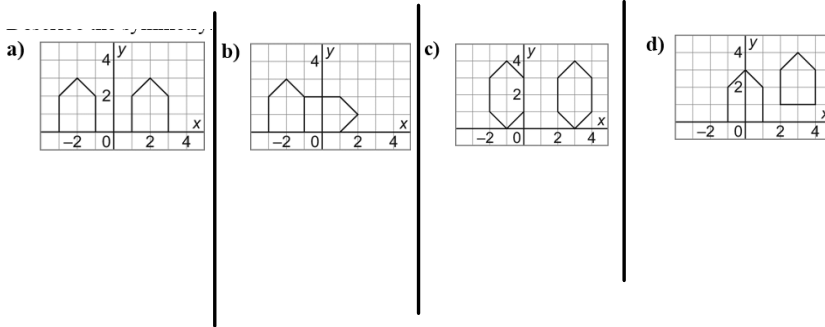
5. Draw the rotation image for each transformation of quadrilateral ABCD



- a) 180° about vertex B (Blue)
 b) 90° clockwise about vertex A (Red)
 c) 90° counterclockwise about point E (Yellow)

Lesson 7.7 Identifying Types of Symmetry on the Cartesian Plane

1. For each pair of shapes, determine whether they are related by line symmetry, by rotational symmetry, by both line and rotational symmetry, or by neither. Describe the symmetry, if any.

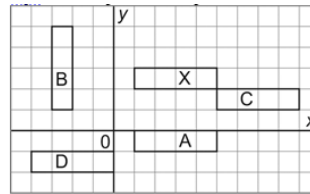


2. Which of the rectangles A, B, C, D is related to rectangle X:

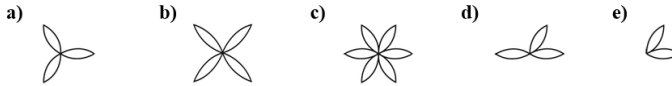
a) by rotational symmetry about the origin?

b) by rotational symmetry about one of the vertices of rectangle X?

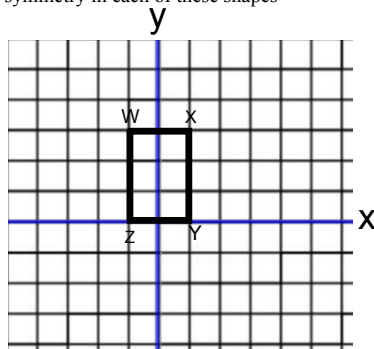
c) by line symmetry?



3. Identify and describe the types of symmetry in the petal shapes.



4) Draw the image of quadrilateral WXYZ after each transformation. Write the coordinates of each shape formed by quadrilateral WXYZ and its image. Describe the symmetry in each of these shapes



W ()
X ()
Y ()
Z ()

a) reflection in the x-axis (Blue) W' ()
X' ()
Y' ()
Z' ()

b) rotation 90° clockwise about the origin
W' ()
X' ()
Y' ()
Z' ()

c) rotation 90° clockwise about the point (1, 0)
W' ()
X' ()
Y' ()
Z' ()

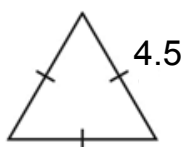
d) translation 1 square right and 1 square down
W' ()
X' ()
Y' ()
Z' ()

Lesson 7.1

1. 1.5

2. a) 48 cm
c) 20.3 cmb) 3.75
d) 18 m

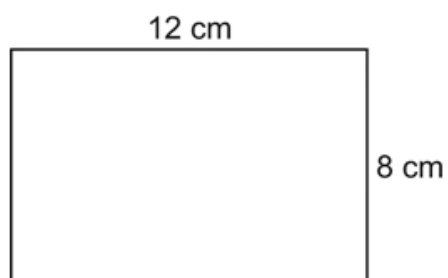
3.



4. About 26.7

Lesson 7.21. $\frac{1}{30}$

2.

3. a) 5.6 cm
c) 20 cm

b) 7.5 cm

4. 32 cm by 8 cm

Lesson 7.4

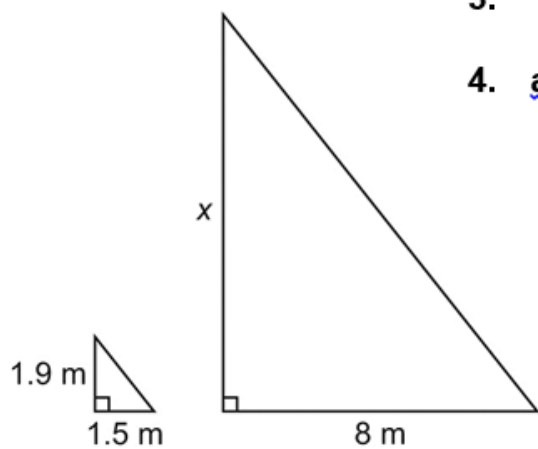
1. a) $\triangle DOG \sim \triangle TAC$
 b) $\triangle RUN \sim \triangle GUM$
 c) $\triangle PAT \sim \triangle MAG$

2. 10.1 m

3. 16 m

4. a) 12 cm

b) 4.75 cm

**Lesson 7.3**

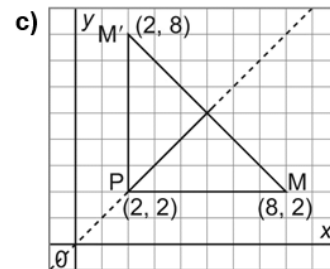
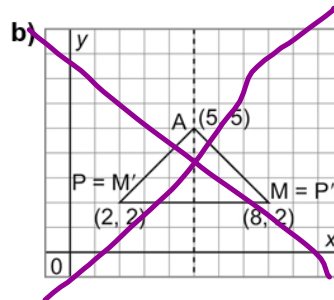
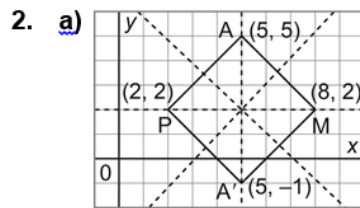
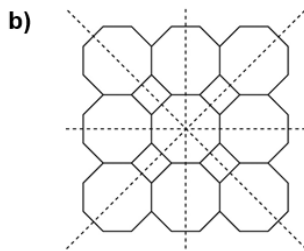
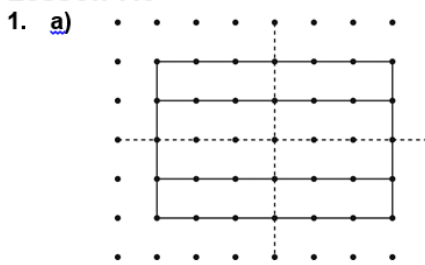
1. A and C because $\frac{4.5}{1.5} = \frac{2.7}{0.9}$

2. a) 2.4 cm

b) 5 cm

3. a and c

Lesson 7.5



3. A: reflected in vertical line passing through 4 on the x-axis
- B: reflected in horizontal line passing through 7.5 on the y-axis
- C: not related to X by line symmetry
- D: reflected in oblique line passing through (0, 0) and (8, 8)

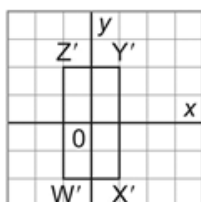
Lesson 7.7

1.
 - a) The y -axis is a line of symmetry.
 - b) Rotational symmetry about the point $(-1, 0)$ with a 90° clockwise rotation
 - c) The vertical line passing through 1 on the x -axis is a line of symmetry; rotational symmetry about the point $(1, 2)$ with a 180° rotation.
 - d) No symmetry

2.
 - a) B
 - b) C
 - c) A

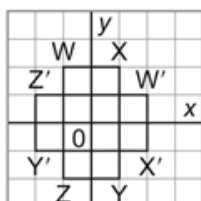
3.
 - a) 3 lines of symmetry, rotational symmetry of order 3
 - b) 4 lines of symmetry, rotational symmetry of order 4
 - c) 6 lines of symmetry, rotational symmetry of order 6
 - d) No symmetry
 - e) 1 line of symmetry, no rotational symmetry

4. a)



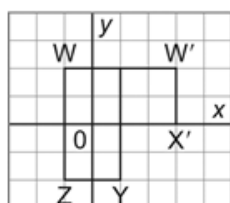
$W'(-1, -2)$, $X'(1, -2)$, $Y'(1, 2)$, $Z'(-1, 2)$
 The x - and y -axes are lines of symmetry;
 rotational symmetry of order 2 about the origin.

b)



$W(-1, 2)$, $X(1, 2)$, $W'(2, 1)$, $X'(2, -1)$,
 $Y(1, -2)$, $Z(-1, -2)$, $Y'(-2, -1)$, $Z'(-2, 1)$
 The x - and y -axes are lines of symmetry;
 the line through $(1, 1)$ and $(-1, -1)$ is a
 line of symmetry; the line through $(-1, 1)$
 and $(1, -1)$ is a line of symmetry;
 rotational symmetry of order 4 about the
 origin.

c)

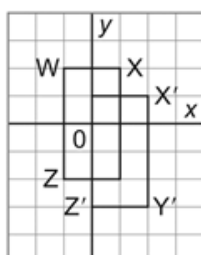


$W(-1, 2), W'(3, 2), X'(3, 0), (1, 0),$

$Y(1, -2), Z(-1, -2)$

The line through $(1, 0)$ and $(-1, 2)$ is a line of symmetry, no rotational symmetry.

d)



$W(-1, 2), X(1, 2), X'(2, 1), Y'(2, -3),$

$Z'(0, -3), Z(-1, -2)$

Rotational symmetry of order 2 about the point $(0.5, -0.5)$; no lines of symmetry

