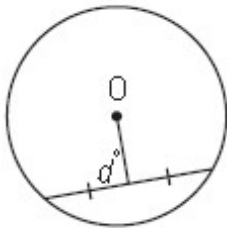
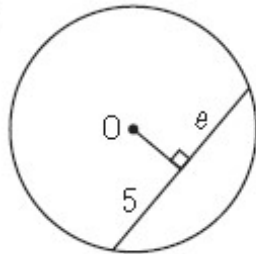


3. Point O is the centre of each circle.
 Determine the values of d° , e , and f .

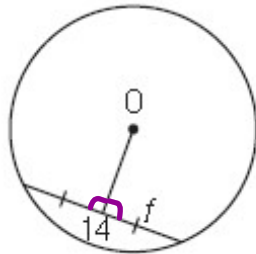
a)



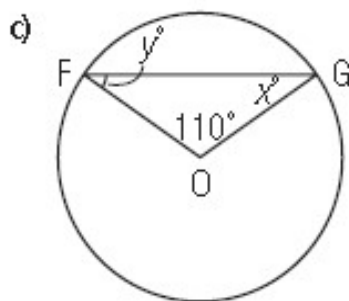
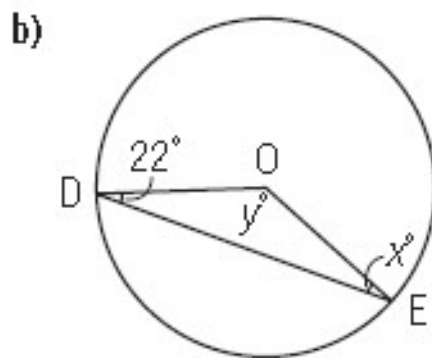
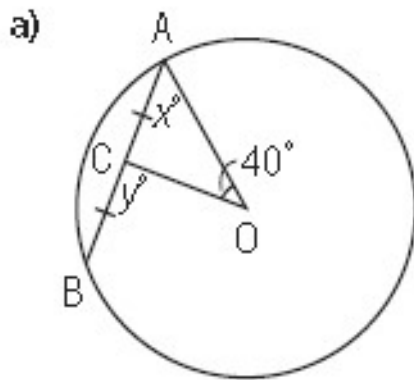
b)



c)

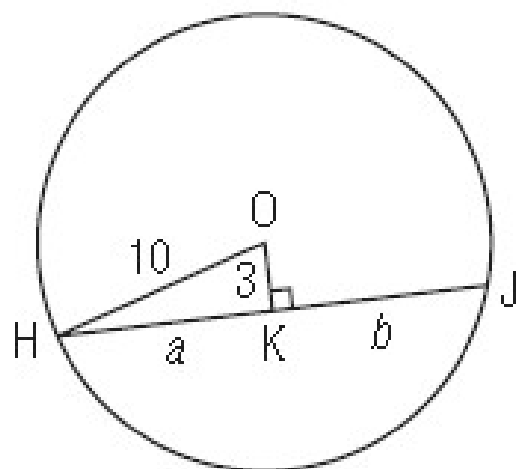


4. Point O is the centre of each circle.
Determine each value of x° and y° .

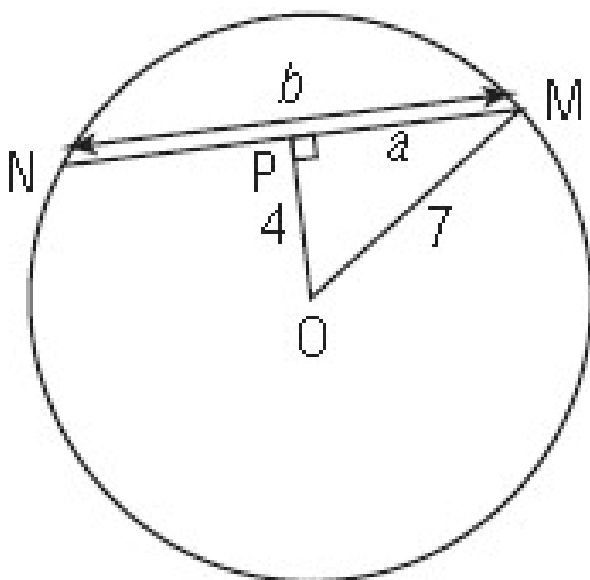


5. Point O is the centre of each circle.
Determine each value of a and b .

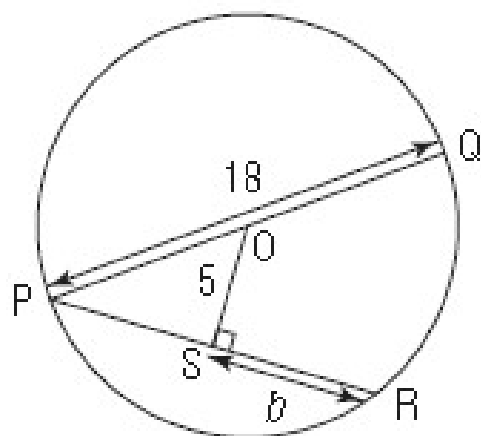
a)



b)

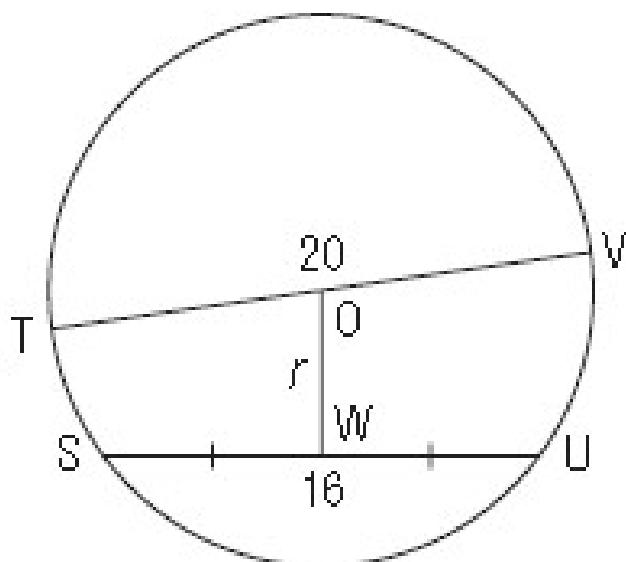


6. Point O is the centre of the circle. Determine the value of b . Which circle properties did you use?



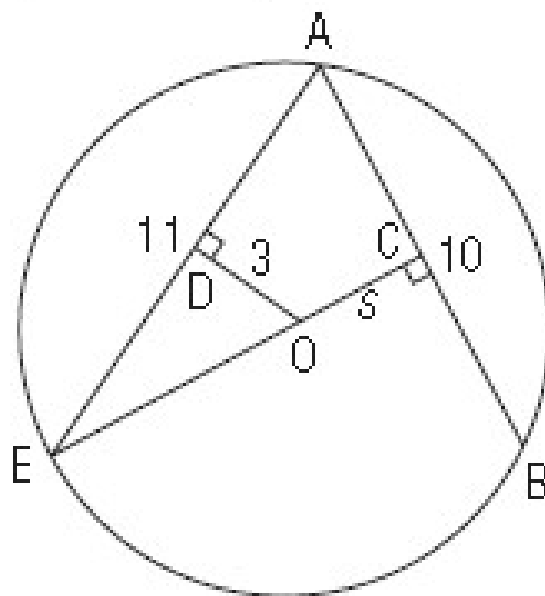
7. Point O is the centre of each circle.
Determine each value of r . Which extra line segments do you need to draw first?
Justify your solutions.

b)




10. Point O is the centre of each circle.
 Determine each value of s . Which circle properties did you use?

a)




Do the yellow and then blue

11. A circle has diameter 25 cm. How far from the centre of this circle is a chord 16 cm long? Justify your answer.



The only reason they give you diameter is so you can use the radius

14. A chord is 6 cm long. It is 15 cm from the centre of a circle. What is the radius of the circle?



15. A circle has diameter 13 cm. In the circle, each of two chords is 8 cm long.
- What is the shortest distance from each chord to the centre of the circle?
 - What do you notice about these congruent chords?

