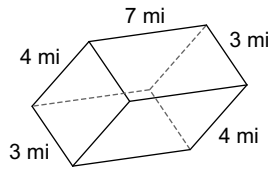


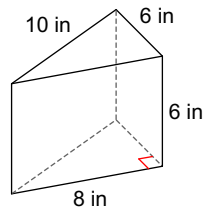
# Surface Area Review

Find the surface area of each figure. Round to the nearest tenth.

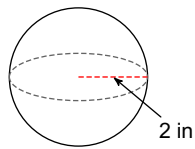
1)



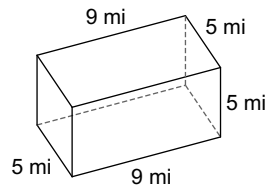
2)



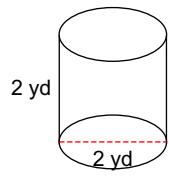
3)



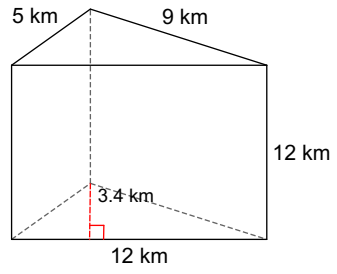
4)



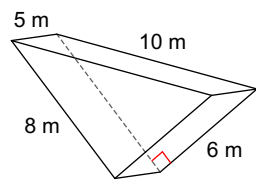
5)



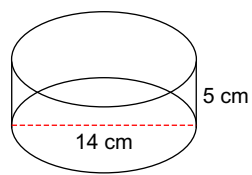
6)



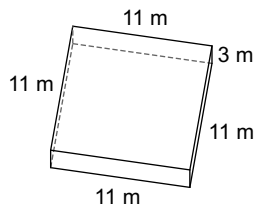
7)



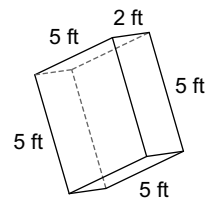
8)



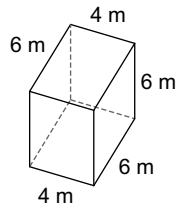
9)



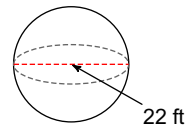
10)



11)



12)



## Answers to Surface Area Review (ID: 1)

- 1)  $122 \text{ mi}^2$
- 5)  $18.8 \text{ yd}^2$
- 9)  $374 \text{ m}^2$

- 2)  $192 \text{ in}^2$
- 6)  $352.8 \text{ km}^2$
- 10)  $90 \text{ ft}^2$

- 3)  $50.3 \text{ in}^2$
- 7)  $168 \text{ m}^2$
- 11)  $168 \text{ m}^2$

- 4)  $230 \text{ mi}^2$
- 8)  $527.8 \text{ cm}^2$
- 12)  $1520.5 \text{ ft}^2$