

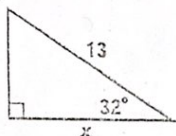
Name _____ Date _____ Class _____

Lesson 4 Worksheet 1

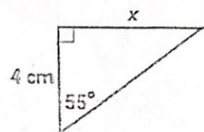
Using trig ratios to solve for a side in a right triangle

Solve for x in each triangle below. Use what you learned in lesson 3 to first identify the ratio, then write the equation, and then solve the equation. Make sure your calculator is in degree mode. Round your answers to 2 decimal places.

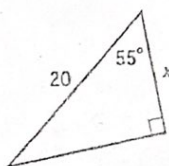
1.



2.



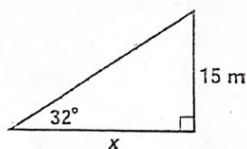
3.



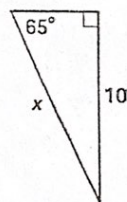
4.



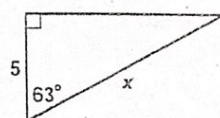
5.



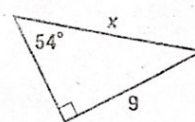
6.



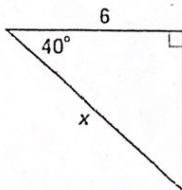
7.



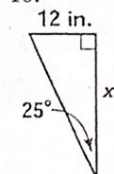
8.



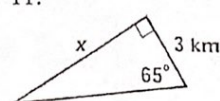
9.



10.



11.



12.

